

## igh

A Sort the words in the box into their spelling patterns.

shy	hike	bright	spike	night	like
sky	bike	light	fright	cry	dry

ike words

ight words

y words

---



---



---



---



---



---



---



---



---



---



---



---

B Write two more words of your own in each list.

---



---



---



---



---



---

C Choose words from the box to fill the gaps.

- 1 It was a dark, rainy \_\_\_\_\_.
- 2 There were no stars in the \_\_\_\_\_.
- 3 "I don't \_\_\_\_\_ the dark," said my little sister.
- 4 Then an owl hooted and gave us a \_\_\_\_\_.
- 5 I shone the \_\_\_\_\_ from my torch at the tree.
- 6 My little brother started to \_\_\_\_\_.



## igh

A Add four more words with the same endings to each of these lists.

ight	tion	ious	ial	ough
light	subtraction	previous	special	through
might	devotion	serious	official	cough
fright	attention	various	aerial	dough

B Write a sentence to answer each question.

1 Which letter most frequently comes before the **ial** ending?

---



---

2 What is unusual about the sound made by the **ough** ending in different words?

---



---

3 **cian** endings sound similar to **tion** endings. Give two examples.

---



---



## a al ad af

All means everyone or everything.

But when a word begins with the all prefix, it usually has only one l.

Be careful! 'All right' is two words.

**A** Use a dictionary to find the meaning of each of these words.

1 altogether \_\_\_\_\_

2 also \_\_\_\_\_

3 although \_\_\_\_\_

4 almighty \_\_\_\_\_

**B** Choose four words from the box and write a sentence for each one.

already

also

altogether

although

almost

almighty

always

1 \_\_\_\_\_

\_\_\_\_\_

2 \_\_\_\_\_

\_\_\_\_\_

3 \_\_\_\_\_

\_\_\_\_\_

4 \_\_\_\_\_

\_\_\_\_\_



## Extension

## a al ad af

- A Add six more words with the same first syllable to each column in this table. Use a dictionary to help you.

ad	af	al	a
admire	afflict	always	ahead
advance	affection	almighty	around

- B Write a short story that uses as many as possible of the words in the box.

---



---



---



---



---



---



---



---



---



---



---



---



# f ff fe ves

To make most words plural that end in a single f, change the f to v and add es, like this:

calf

calves

shelf

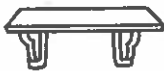
shelves

Finish the list by writing the plurals that are missing.



wolf

wolves



shelf

\_\_\_\_\_



scarf

\_\_\_\_\_



loaf

\_\_\_\_\_



leaf

\_\_\_\_\_



calf

\_\_\_\_\_



half

\_\_\_\_\_



## Extension

**f ff fe ves**

Write a spelling rule for making the plural form of each of these groups of words. Imagine you are writing the rules for someone who hasn't learnt how to spell these plurals, so make them very clear and simple.

1 calf – calves    leaf – leaves    scarf – scarves    wolf – wolves

---

---

---

---

2 cuff – cuffs    cliff – cliffs    puff – puffs    sniff – sniffs

---

---

---

---

3 knife – knives    life – lives    wife – wives

---

---

---

---



en on

A Use these letter patterns to make words.

+ en

+ on

happ \_\_\_\_\_

cott \_\_\_\_\_

kitt \_\_\_\_\_

less \_\_\_\_\_

sudd \_\_\_\_\_

seas \_\_\_\_\_

giv \_\_\_\_\_


reas \_\_\_\_\_

sir \_\_\_\_\_

pris \_\_\_\_\_

B Choose a word you have made to fill each gap.

I watched my fluffy k\_\_\_\_\_ play with a  
reel of c\_\_\_\_\_.



C Write two of your own sentences, using words you have made.

---



---



---



---

## en on

**A** Add the missing **en** or **on** to words in these sentences.

1 "Jamie, if you come to my less \_\_\_\_\_ I expect you to list \_\_\_\_\_."

2 "But please Miss, Gill has fall \_\_\_\_\_ asleep!"

3 "That's no reas \_\_\_\_\_ for you not to pay attenti \_\_\_\_\_."

4 "Now look at this skelet \_\_\_\_\_."

5 "Why have the legs fall \_\_\_\_\_ off?"

6 "Don't be silly, I've tak \_\_\_\_\_ them off."

7 "Come and see if you can find the correct positi \_\_\_\_\_ for them."

8 Jamie wished he wasn't the pers \_\_\_\_\_ the teacher had asked!

**B** Each of these words ends in **en** or **on**. Use your dictionary to check which ending each word should have, and write a short definition.

1 hast \_\_\_\_\_

2 squadr \_\_\_\_\_

3 citiz \_\_\_\_\_

4 falc \_\_\_\_\_

5 burd \_\_\_\_\_

6 oxyg \_\_\_\_\_

7 matr \_\_\_\_\_

8 pois \_\_\_\_\_

9 ir \_\_\_\_\_

10 hyph \_\_\_\_\_





# using apostrophes

Remember, if something belongs to someone we show this by putting an **apostrophe** before the s. This is called the **possessive apostrophe**.

Jane



picture



Jane's picture



Look at the pictures and words. Write the phrase.  
The first one has been done to help you.



dog



ball



the dog's ball



Sam



bike



\_\_\_\_\_



hen



egg



\_\_\_\_\_



Ellie



book



\_\_\_\_\_



bird



nest



\_\_\_\_\_



Sarah



flute



\_\_\_\_\_



man



car



\_\_\_\_\_



## using apostrophes

Remember, if something belongs to someone we show this by putting an **apostrophe** before the s. This is called the **possessive apostrophe**.

the horse's saddle

If something belongs to several people, we usually place the **apostrophe** after the s. This is called the **plural possessive**.

the boys' football

To make a **plural noun** like men possessive, we put the apostrophe before the s.

men's shirts

Look at these pictures and phrases. Write each phrase correctly.  
Remember to check if the nouns are singular or plural!



the dogs lead

\_\_\_\_\_



the childrens towels

\_\_\_\_\_



Bens pillow

\_\_\_\_\_



the workmens mugs

\_\_\_\_\_



the cats little kittens

\_\_\_\_\_



the five policemen helmets

\_\_\_\_\_


# homophones

A Circle and copy the correct word for each picture.




rain reign

\_\_\_\_\_



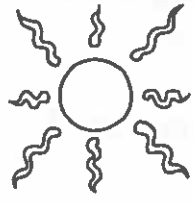
dear deer

\_\_\_\_\_




knight night

\_\_\_\_\_




son sun

\_\_\_\_\_



quay key

\_\_\_\_\_



hare hair

\_\_\_\_\_

B Write a sentence using both not and knot.

\_\_\_\_\_

C Write a sentence using both wood and would.

\_\_\_\_\_

## Extension

## homophones

A Choose the correct homophone and complete each sentence.

- 1 The illness made her feel rather \_\_\_\_\_. (week / weak)
- 2 Shall we go to the January \_\_\_\_\_? (sales / sails)
- 3 We decided to \_\_\_\_\_ a car. (higher / hire)
- 4 We thought we would \_\_\_\_\_ at the bus stop. (meat / meet)
- 5 Bread is made from \_\_\_\_\_. (flour / flower)
- 6 He has tied a \_\_\_\_\_ in the rope. (not / knot)
- 7 She always \_\_\_\_\_ all the answers. (nose / knows)
- 8 I \_\_\_\_\_ you \_\_\_\_\_ come. (new / knew), (wood / would)
- 9 The sword's blade was made of the finest \_\_\_\_\_. (steel / steal)
- 10 The \_\_\_\_\_ made us wet \_\_\_\_\_. (rain / reign), (threw / through)

B Here are some different homophones. Use a dictionary to find out what each word means and use it in a sentence.

- 1 stationary \_\_\_\_\_  
stationery \_\_\_\_\_
- 2 current \_\_\_\_\_  
currant \_\_\_\_\_
- 3 lightening \_\_\_\_\_  
lightning \_\_\_\_\_
- 4 kernel \_\_\_\_\_  
colonel \_\_\_\_\_
- 5 faint \_\_\_\_\_  
feint \_\_\_\_\_



# syllables

A **syllable** is a part of a word that can be sounded by itself.  
Every syllable has a vowel sound, for example:

mud / dy

**A** Say these words to yourself.  
Write how many syllables you hear.

1 money

2 donkey

3 happen

4 fork

5 elephant

6 gorilla

7 rocket

8 ear

9 biscuit

10 airport

**B** Write the syllables for each of these words.

1 happy

hap / py

2 silly

\_\_\_\_\_

3 birthday

\_\_\_\_\_

4 Saturday

\_\_\_\_\_

5 twenty

\_\_\_\_\_

6 yesterday

\_\_\_\_\_

7 happily

\_\_\_\_\_

8 Friday

\_\_\_\_\_

9 meadow

\_\_\_\_\_

10 impossible

\_\_\_\_\_

11 unhappily

\_\_\_\_\_

12 gardener

\_\_\_\_\_



Extension

# syllables

**A** Say these words to yourself.  
Write how many syllables you hear.

1 apple

2 people

3 seventeen

4 unfair

5 antelope

6 unfortunately

7 impossibility

8 alligator

9 however

10 orange

**B** Join the syllables to make a word. The first one is done to help you.

Au	ly	<u>August</u>
sum	day	_____
Ju	mer	_____
week	gust	_____

sis	cle	_____
ne	ter	_____
un	son	_____
grand	phew	_____

fo	sers	_____
trou	rels	_____
bad	rest	_____
squir	ger	_____

tea	ing	_____
pain	cher	_____
read	ting	_____
play	ful	_____

**C** Choose four long words from a book, and write each one out in syllables.

_____	_____
_____	_____

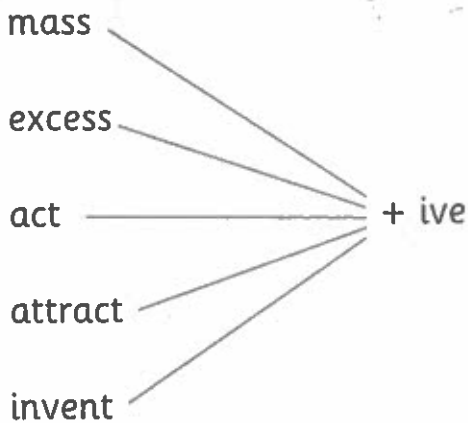


# ive

**A** Carefully copy this letter pattern three times.

ive      ive      ive      \_\_\_\_\_      \_\_\_\_\_      \_\_\_\_\_

**B** Add the suffix to make new words.



\_\_\_\_\_

\_\_\_\_\_

\_\_\_\_\_

\_\_\_\_\_

\_\_\_\_\_

**C** Write sentences using these words.

1 expensive \_\_\_\_\_

\_\_\_\_\_

2 captive \_\_\_\_\_

\_\_\_\_\_

3 active \_\_\_\_\_

\_\_\_\_\_

4 explosive \_\_\_\_\_

\_\_\_\_\_

## ive

Here are some important suffixes that are sometimes added to words to create new words.

ing	ed	d	er	ful	ly	ive	ion	ous	ic
ist	ary	ial	ness	ment	able	ible	en	ship	hood

Look at these suffixes to help you make words from the same family as each of these root words. Remember, you can sometimes use more than one suffix at a time.

Neatly circle any words you make where the spelling of the root word has to be altered when the suffix is added. The first one is done to help you.

decide

deciding decided decidedly decisive decision

attract

\_\_\_\_\_

thank

\_\_\_\_\_

construct

\_\_\_\_\_

secret

\_\_\_\_\_

weak

\_\_\_\_\_

tidy

\_\_\_\_\_

move

\_\_\_\_\_

false

\_\_\_\_\_

revolt

\_\_\_\_\_

happy

\_\_\_\_\_






# able ible

**A** Copy these letter patterns and words. Colour the pictures.


able



able   able   able   able   table

able   \_\_\_\_\_

ible



ible   ible   ible   ible   horrible

ible   \_\_\_\_\_

**B** Use the letter patterns to make seven words. Check your answers in a dictionary.

t

st

miser

poss

terr

invis

horr



able

+

ible



\_\_\_\_\_

\_\_\_\_\_

\_\_\_\_\_

\_\_\_\_\_

\_\_\_\_\_

\_\_\_\_\_

\_\_\_\_\_



## able ible

**able** and **ably** are related suffixes, as are **ible** and **ibly**.

He was an honourable person. He acted honourably.

It was a terrible worry for her. She was terribly worried.

- A** Complete this table. Add the suffixes and write out the complete words. Remember that some words need their endings to be changed before the suffix can be added.

root word	+ able or ible	+ ably or ibly
suit		
sense		
value		
response		
notice		
reason		
recognise		
disagree		
horror		
rely		
access		

- B** Write a sentence which includes at least one word with each of these suffixes.

1 able \_\_\_\_\_

2 ably \_\_\_\_\_

3 ible \_\_\_\_\_

4 ibly \_\_\_\_\_



## unstressed vowels

A Copy each word twice.

1 family \_\_\_\_\_

2 primary \_\_\_\_\_

3 nursery \_\_\_\_\_

4 general \_\_\_\_\_

5 lottery \_\_\_\_\_

6 vegetable \_\_\_\_\_

7 prisoner \_\_\_\_\_

8 library \_\_\_\_\_

Read the words again to yourself.

Underline the letters that you don't sound, or do not sound distinctly, like this:

familly

B Write four sentences using at least four of the words from A.

---

---

---

---



## unstressed vowels

Copy each word and underline the unstressed vowel letter.

Then, next to each word, write the syllables.

The first is done to help you.

- |              |                     |                  |
|--------------|---------------------|------------------|
| 1 difference | diff <u>e</u> rence | dif / fer / ence |
| 2 familiar   | _____               | _____            |
| 3 category   | _____               | _____            |
| 4 poisonous  | _____               | _____            |
| 5 company    | _____               | _____            |
| 6 conference | _____               | _____            |
| 7 definitely | _____               | _____            |
| 8 dictionary | _____               | _____            |
| 9 prosperous | _____               | _____            |
| 10 average   | _____               | _____            |



## word roots

- A** Words are often made up of several parts (prefixes, roots and suffixes). Join these parts to make new words. The first one is done to help you.

1 quick + ly =

quickly

2 normal + ly =

\_\_\_\_\_

3 hope + ful =

\_\_\_\_\_

4 care + ful =

\_\_\_\_\_

5 act + ive =

\_\_\_\_\_

6 mass + ive =

\_\_\_\_\_

7 art + ist =

\_\_\_\_\_

8 balloon + ist =

\_\_\_\_\_

9 acid + ic =

\_\_\_\_\_

10 hero + ic =

\_\_\_\_\_

- B** Sometimes we can join more than two parts together. Join these parts to make new words.

1 secret + ive + ly =

\_\_\_\_\_

2 instrument + al + ist =

\_\_\_\_\_

3 un + help + ful + ly =

\_\_\_\_\_

4 mis + inform + ation =

\_\_\_\_\_

5 in + act + ive =

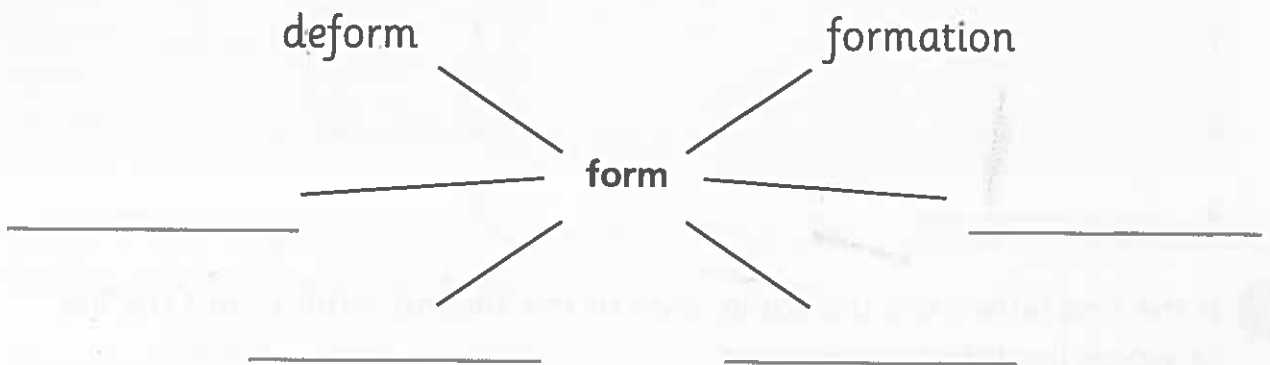
\_\_\_\_\_



Extension

# word roots

- A** The word 'deform' is based on the root word **form**.  
 Make a web with as many other words as you can, based on this root.  
 Don't forget you can add prefixes (like **in**, **re**) or suffixes (like **er**, **ed**, **ing**, **al**),  
 or both, to build words.  
 Here are some to get you started.



- B** Prefixes and suffixes often have certain meanings.  
 The following prefixes and suffixes in words mean 'small'.

**minicomputer**      **microchip**      **kitchenette**      **duckling**

Fill in the chart to make as many words as you can using the prefixes and suffixes above. You may need a dictionary to help you.

mini-	micro-	-ette	-ling
minicomputer	microchip	kitchenette	duckling



## dictionary work

- A** Alphabetical order is the order of the letters in the alphabet.  
Use the first letter of these words to put them in alphabetical order.

tow    sow    row
-------------------

1 \_\_\_\_\_

2 \_\_\_\_\_

3 \_\_\_\_\_

goat    boat    float
-----------------------

1 \_\_\_\_\_

2 \_\_\_\_\_

3 \_\_\_\_\_

- B** If the first letters are the same, look at the second letter to put the list of words in alphabetical order.

stop    slop    shop
----------------------

1 \_\_\_\_\_

2 \_\_\_\_\_

3 \_\_\_\_\_

thin    trip    tip
---------------------

1 \_\_\_\_\_

2 \_\_\_\_\_

3 \_\_\_\_\_

crowd    cap    cloud
-----------------------

1 \_\_\_\_\_

2 \_\_\_\_\_

3 \_\_\_\_\_

apple    aunt    ant
----------------------

1 \_\_\_\_\_

2 \_\_\_\_\_

3 \_\_\_\_\_



# dictionary work

**Guide words** are put at the top of each dictionary page.

They show the first and last words on that page or pair of pages.

All the words listed on the pages come between the guide words, like this:

**ant – appear**

ant

Antarctic

antelope

anthem ... *and so on to* ... appear

- A** Write the pair of guide words that each of these words would come between. The first one is done to help you.

**apple – cat**

or

**queen – window**

1 bee apple – cat

2 rabbit \_\_\_\_\_

3 wet \_\_\_\_\_

4 arch \_\_\_\_\_

5 bubble \_\_\_\_\_

6 safe \_\_\_\_\_

7 bread \_\_\_\_\_

8 candle \_\_\_\_\_

9 area \_\_\_\_\_

10 umbrella \_\_\_\_\_

- B** Write the word from the box below that would be on the page with these guide words.

panic

stud

hat

jingle

plane

sheet

berry

digger

dragonfly

wonder

1 pine – price \_\_\_\_\_

2 jar – just \_\_\_\_\_

3 seat – space \_\_\_\_\_

4 hair – hut \_\_\_\_\_

5 cute – door \_\_\_\_\_

6 stop – throw \_\_\_\_\_

7 dose – egg \_\_\_\_\_

8 orange – pin \_\_\_\_\_

9 wheat – wrong \_\_\_\_\_

10 barrow – cut \_\_\_\_\_

